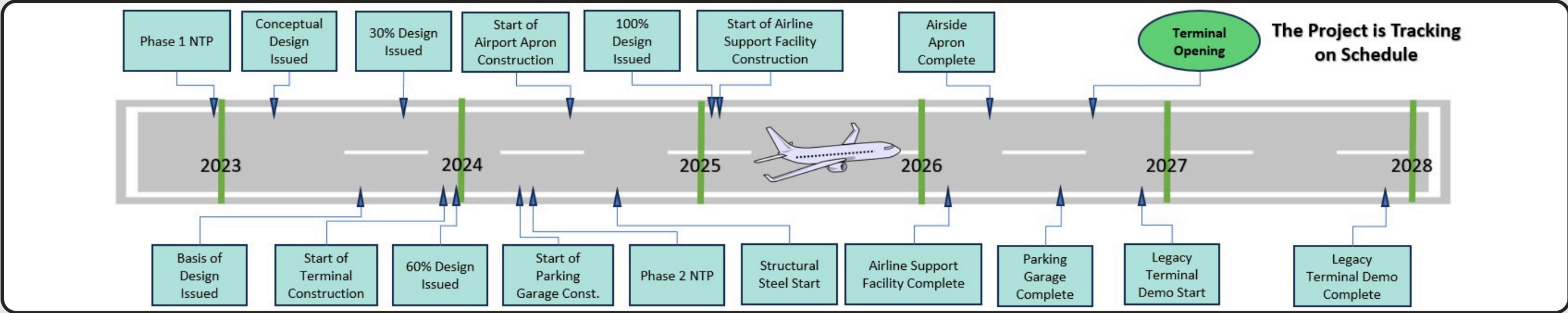
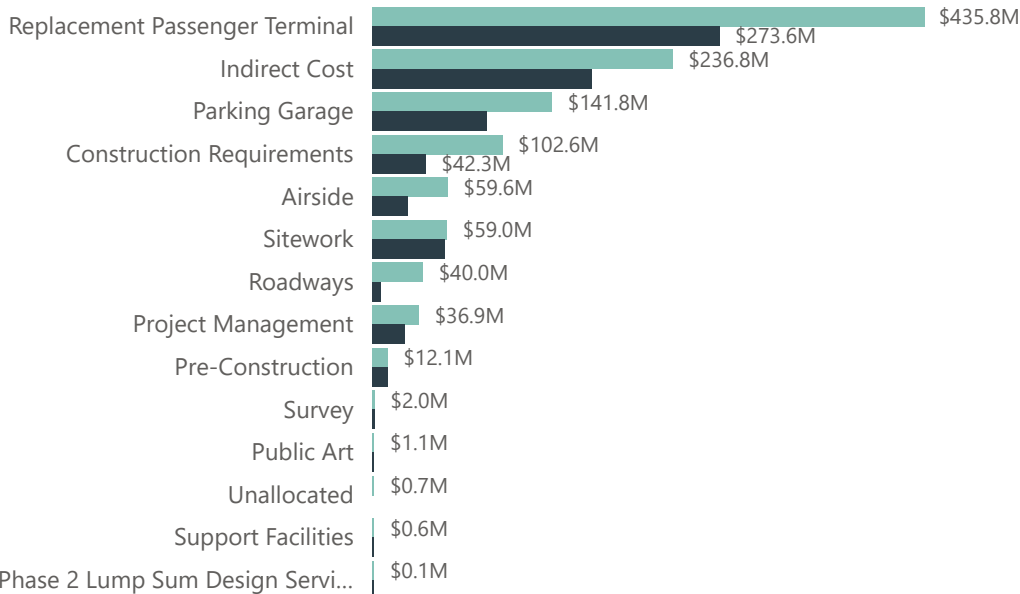


## SCHEDULE



● Commitments ● Actuals

### COST



### DECISION MILESTONE HORIZON

Projected Meeting Date	Item for Commission Decision
12/15/25	Additional Public Artwork Opportunity Selections
12/15/25	RPT Concessions Underground Utilities

### COST

#### Finance Status

Target Funding  
\$1.299bn

Secured Funding  
85.0%

Budget

\$1.257bn

Commitments

\$1.139bn

Cost to Date

\$718.985M

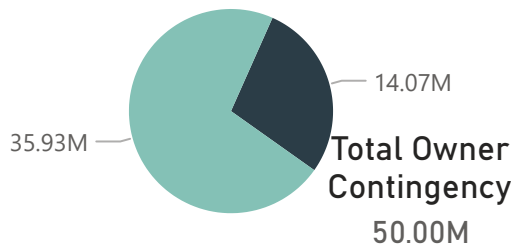
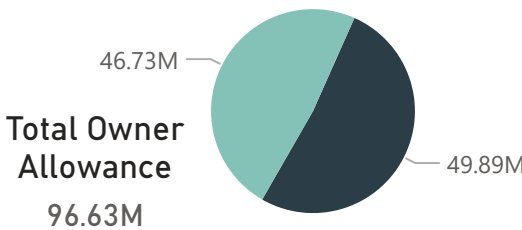
Est. at Completion

\$1.257bn

Variance (Budget - EAC)

\$0

● Allowances Committed ● Remaining Allowances ● Contingency Approved ● Remaining Contingency



### CONSTRUCTION SAFETY

Total Hours Worked  
2.100M

Total Recordable Incidents  
19

Total Days Lost  
280

DART: Days away, restricted or transferred

Burbank DART  
0.48

National Average DART  
1.20

### CONTRACTOR DBE ENGAGEMENT

● Current DBE Commitments

18% Goal

\$223.74M

19.80%

\$1.13bn

Percentage calculation is based on the HPTJV Current committed budget