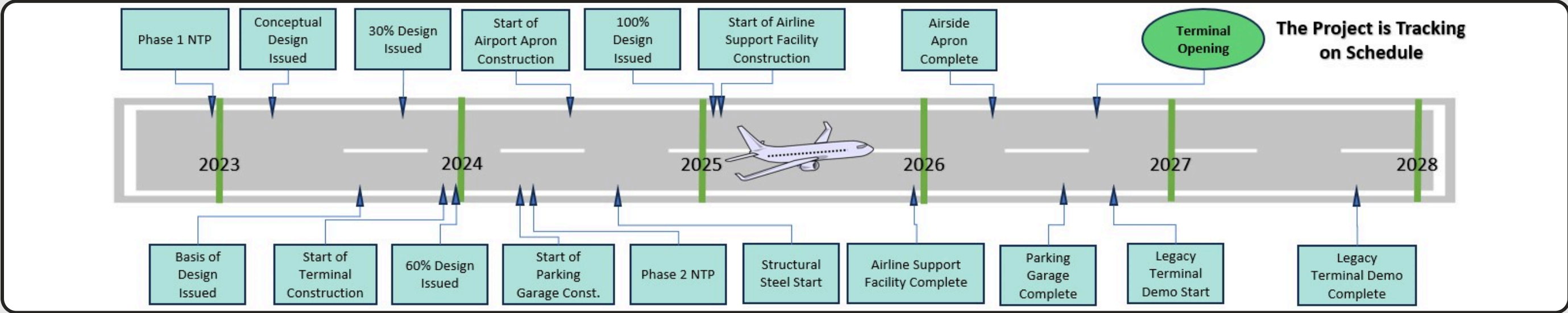
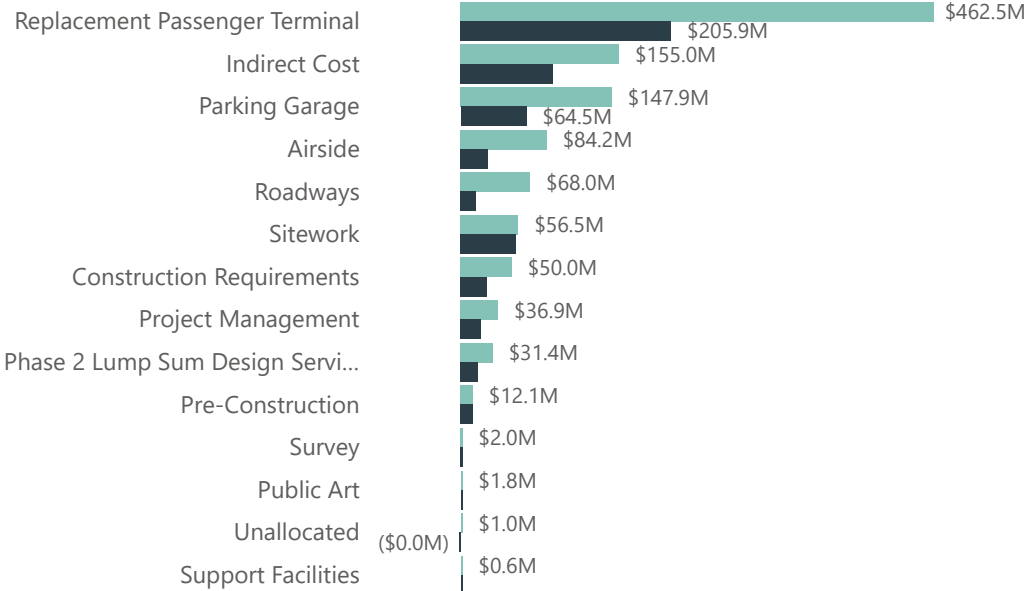


SCHEDULE



● Commitments ● Actuals

COST



DECISION MILESTONE HORIZON

Projected Meeting Date	Item for Commission Decision
9/15/25	Approval of Terminal Solar Panel Installation
10/20/25	Approval of Terminal Airline Ramp, Ops, and ATO Space Revisions

COST

Finance Status

Target Funding
\$1.299bn

Secured Funding
85.0%

Budget

\$1.299bn

Commitments

\$1.151bn

Cost to Date

\$573.651M

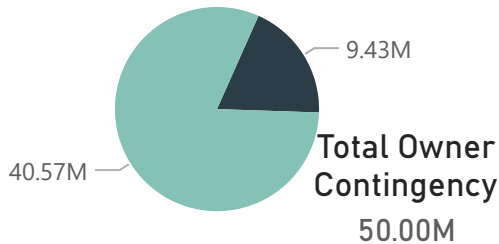
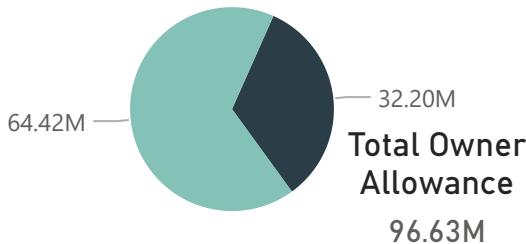
Est. at Completion

\$1.299bn

Variance (Budget - EAC)

\$0

● Allowances Committed ● Remaining Allowances ● Contingency Approved ● Remaining Contingency



CONSTRUCTION SAFETY

Total Hours Worked
1.418M

Recordable Incidents
2

Days Lost
2

DART: Days away, restricted or transferred

Burbank DART
0.34

National Average DART
1.20

CONTRACTOR DBE ENGAGEMENT

● Current DBE Commitments

18% Goal

\$230.28M

20.47%

\$1.12bn

Percentage calculation is based on the HPTJV Current committed budget